

Surname, First name

Structural Mechanics EXAM (CT1000 S)

Prerequisites test 1

1	1	1	1	1	1	1
2	2	2	2	2	2	2
3	3	3	3	3	3	3
4	4	4	4	4	4	4
5	5	5	5	5	5	5
6	6	6	6	6	6	6
7	7	7	7	7	7	7
8	8	8	8	8	8	8
9	9	9	9	9	9	9
0	0	0	0	0	0	0

a	b	c	d	e	f	→ b
a	b	c	d	e	f	→ c
<input checked="" type="radio"/>	b	c	d	e	f	→ a

Answer multiple-choice questions as shown in the example.

Dear student,

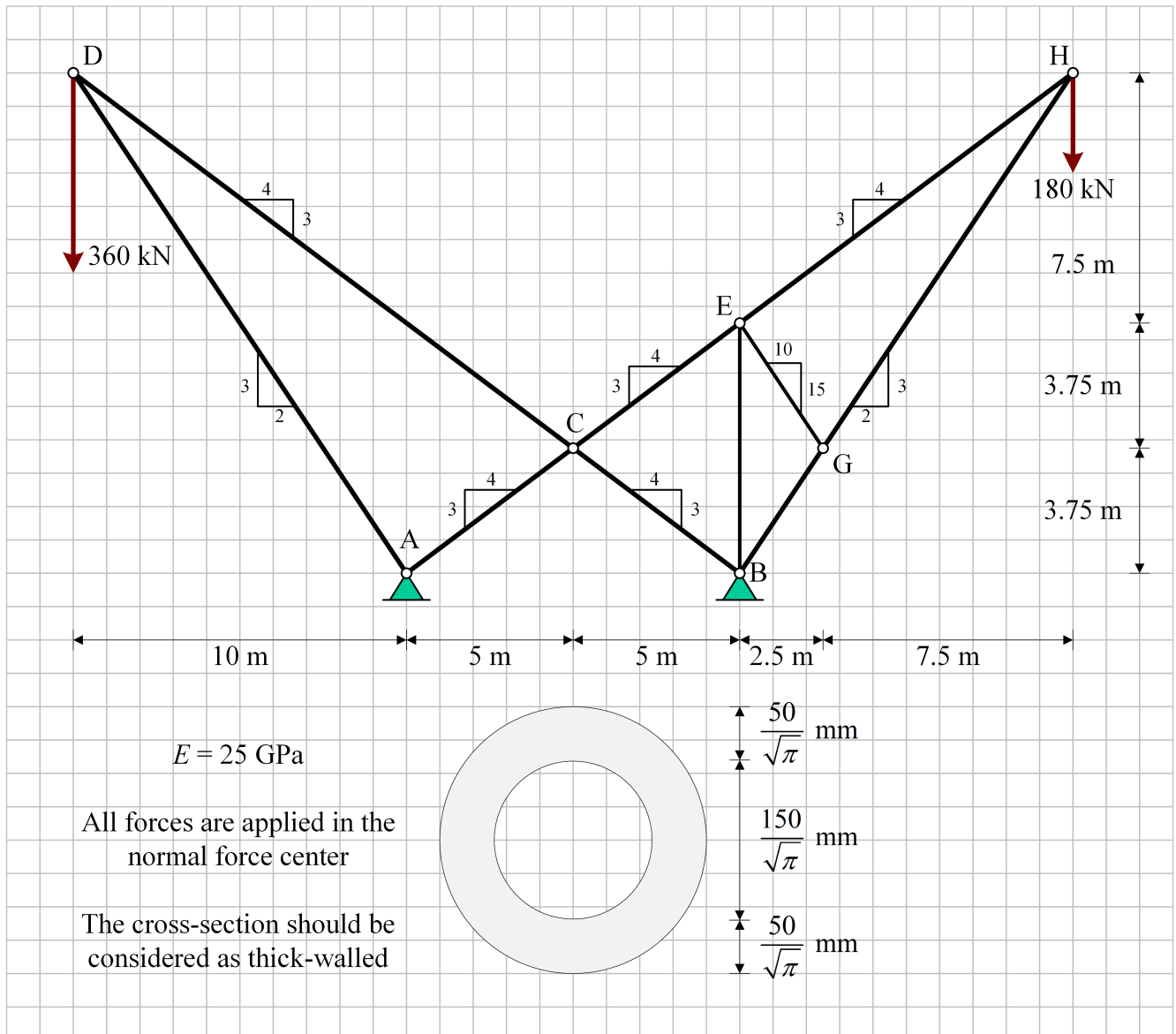
Before you start this test, a few remarks:

- Write down your first and last name in the field on the top left corner of this page
- Fill in your student number on the top right corner of this pages. Fill in the number in the boxes on top, and mark the corresponding number. Fill the corresponding circle with the number completely.
- Try to do this exercise on your own. If you cannot proceed, you're free to discuss the exercise with your fellow students and the teacher. If you do so, indicate how this helped you.


Good luck!


Kind regards, Tom van Woudenberg


Given is the truss structure as shown below



1a Determine the normal force in bar CD and AC.







1b Determine the displacement of node C. You can estimate the value from your graph.

